

EAGON 

ALUMINUM WINDOW & DOOR SYSTEM

CONTENTS

GRANVUE SERIES

ESS70 SD MT	8
EWS 75 TT	12
EWS 75 OW	14

FACADE SERIES

EWV 150	16
---------	----

PASSIVE SERIES

ESS 250 LS	20
EWS 95 TT	24
EWS 95 OW	26

OPTION

ALUMINUM COLOR	28
HANDLE	30
GLASS	31
FUNCTION	32

E-VIEW

EV 225 LS	34
-----------	----

OPTION

COLOR	40
HANDLE	42



EAGON

Set the window to the sky

As a long-standing leader in its field, Eagon is laser-focused on creating beautiful environments for a multitude of lifestyles. It is the exclusive fabricator of Schüco in Korea, bringing with it decades of innovation with a history of servicing some of the largest and most demanding projects in Korea. Eagon's materials were the backbone of Expo 93' in Daejeon, a foreword thinking project that helped popularize sustainable architecture. It was also instrumental in constructing Incheon International Airport, one of the largest airports in the world. From its inception in 1988, Eagon has grown to become internationally recognized for its quality and their ability to scale mass customization to scale mass customization.

HISTORY

1988. 04
Established EAGON WINDOW & DOOR SYSTEMS CO.,LTD.

1988. 05
Commenced technical partnership with Schüco HQ

1989. 01
Began Window & Door assembly.

1989. 05
Initiated curtain wall (facade) assembly.

1996. 01
Renovated 2nd fabrication facility.

1998. 03
Obtained ISO9002 certification.

1998. 12
Obtained a certification for facilities of high-energy efficiency

1999. 04
Renovated 2nd fabrication facility.

2000. 05

Listed on the KOSDAQ Market, KOREA.

2001. 03
Founded the cooperate company in Shanghai, CHINA.

2003. 07
Obtained ISO9001 certification.

2004. 11
Constructed new fabrication facility.

2010. 10
Development of super insulated Vacuum glass.

2016. 01
Designated as an internationally certified testing institute.

2018. 01
Participated in International Builders' Show in Orlando, FL.

2018. 03
Obtained PHI certification and The Pilot Award for Vacuum glass

TECHNICAL CHARACTERISTICS

TECHNICAL DATA

GRANVUE SERIES

Our Ultra Slim Profile Door & Window Series

FACADE SERIES

Multi-system window with various configurable windows and door options.

PASSIVE SERIES

Innovation of Aluminum multi-function window High insulation performance with luxury design

E-VIEW

New concept system sliding door with replaceable design enabled by composite material bonding technology



ESS70 SD MT 8p



EWS 75 TT 12p



EWS 75 OW 14p



EWW 150 16p



ESS 250 LS 20p



EWS 95 TT 24p



EWS 95 OW 26p



EV 225 LS 34p

| Unique Slimline Design
| Frame Sizes up to 36'
Up to 6 Panels in a single direction
| Options Include: Single Direction, Pocketing & Corner Systems, Multiple Sill Options

| Slim design that maximizes the view
| Enhanced space utilization through 180-degree opening range

| Increased natural light volume with a broader window area
| Enhanced security performance with multi-point lock

| Possible to produce a large area window
| Can be combined with various windows and doors

| A special frame structure design for high insulation performance
| Fix-vent integrated frame design
| 5 layered profile chamber for outstanding air-tightness

| Passive house-grade insulation
| Modern and simple frame design
| Enhance space utilization by opening and closing up to 180 degrees

| Passive house-grade insulation
| Modern and simple frame design
| Enhanced security performance with a multi-point lock

| Ability to change various design cover materials
| Improved product strength through unique high-density bonding method

Open Type	Multi Slide Door	Tilt & Turn, Hopper, Inswing Casement	Casement, Awning	Window Wall	Lift-slide	Tilt & Turn, Hopper, Inswing Casement	Casement, Awning	Lift and Sliding door
U-Value	U value = 0.32 [E366 / 13.0Arg / Clr - 24.65mm - (5.7mm-5.7mm)]	U value = 0.25 [E366 / 13.0Arg / i89 - 24.65mm (5.7mm-5.7mm)]	U value = 0.30 [E366 / 13.0Arg / i89 - 24.65mm (5.7mm-5.7mm)]	U value = 0.24 [E366 / 13.0Arg / Clr - 24.65mm (5.7mm-5.7mm)]	TBD	TBD	TBD	TBD
Max. Size (W x H / Panel)	72" * 144" (1829 X 3656mm)	47.2" * 94.4" (1200 X 2400mm)	Casement : 39.3" * 78.7" (1000 X 2000mm) Awning : 5.51" * 70.86" (1400 X 1800mm)	Determined by site wind loads	86.6" * 106.2" (2200 X 2700mm) 55.1" * 106.2" (1400 X 2700mm)	47.2" * 94.4" (1200 X 2400mm)	Casement : 39.3" * 78.7" (1000 X 2000mm) Awning : 5.51" * 70.86" (1400 X 1800mm)	47.24" * 106.29" (1200 X 2700mm)
Min. Size (W x H / Panel)	23.6" * 27.5" (600 X 700mm)	18.89" * 20.39" (480 X 518mm)	18.89" * 20.39" (480 X 518mm)	25.59" * 25.59" (650 X 650mm)	25.5" * 27.5" (650 X 700mm)	18.89" * 20.39" (480 X 518mm)	22.44" * 18.5" (570 X 470mm)	23.62" * 35.43" (600 X 900mm)
Stile & Rail	Lock Stile : 2.67" Intermediate Stile : 1.77" Top Rail : 2.99" Bottom Rail : 1.18"	2.87" (73mm)	3.26" (83mm)	1.87" (48mm)	5.59" (142mm)	3.46" (88mm)	3.85" (98mm)	5.27" (134mm)
Max. Glass Thickness	0.87 - 1.38" (22 - 35mm)	1 - 1.69" (24 - 43mm)	1 - 1.69" (24 - 43mm)	1 - 1.69" (24 - 43mm)	-	1 - 1.69" (24 - 43mm)	1 - 1.69" (24 - 43mm)	-
Opening Type								

* Various product elevations are feasible except those described above

GRANVUE SERIES

ESS70 SD MT **EWS 75 TT** **EWS 75 OW**
Multi-Slide Doors Tilt & Turn Casement & Awning

Luxury Windows & Doors that Combine Ultra Performance into a Sleek Design.

The slimmer elevation frame provides a wider field of view than competing products. The outstanding structural performance and strong durability of the aluminum material bring all the basic performances such as thermal insulation, air and water tightness to the highest level, providing a differentiated value for premium windows.



"Eagon Windows and Doors are built to provide outstanding structural and thermal performance, with the durability that aluminum offers in a unique slim line design."


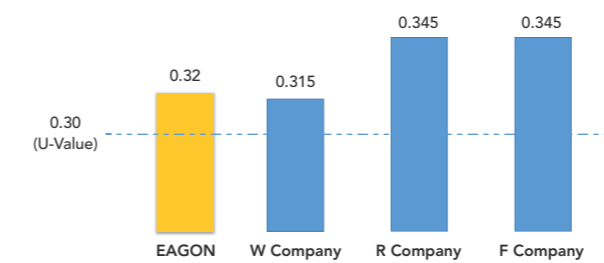


ESS70 SD MT

Competitive advantage in slim design

PERFORMANCE

Best insulation performance compared to competitors
 Yields 0.32 or lower when matched with double-glazing



DESIGN

The picturesque view enjoyed through the modern and slim aluminum sliding door

The ESS70 SD MT achieves the ultra-slim face width of 1.77". It aims to maximize the amount of light to create a bright and beautiful space while combining aluminum's unique modernity and luxury. Differentiated slim design compared to competitors (Interlock elevation 1.77")
 Differentiated slim design compared to competitors (Frame + Panel 4.29")

TECHNICAL DATA

U-Value	U value = 0.32 [E366 / 13.0Arg / Clr - 24.65mm - (5.7mm-5.7mm)]
Max. size (W x H / Panel)	72" * 144" (1829 X 3656mm)
Min. size (W x H / Panel)	23.6" * 27.5" (600 X 700mm)
Stile & Rail	Lock Stile : 2.67" Intermediate Stile : 1.77" Top Rail : 2.99" Bottom Rail : 1.18"
Max. glass thickness	0.87 - 1.38" (22 - 35mm)

OPTIONS

Screen	Sliding screen	<input checked="" type="checkbox"/>
	Roll screen	<input type="checkbox"/>
	Detachable screen	<input type="checkbox"/>
	Safety screen	<input type="checkbox"/>
	Fine dust filtering screen	<input type="checkbox"/>
Handle	Truth handle	<input checked="" type="checkbox"/>
Hardware	Corrosion resistant	<input type="checkbox"/>
	Security	<input type="checkbox"/>
	Handle Damper	<input type="checkbox"/>
	Heavy duty	<input type="checkbox"/>



EWS 75 TT

Luxury and Premium Tilt & Turn window that realizes ultra slim face width

PERFORMANCE

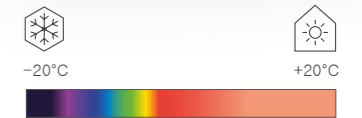
A pleasant indoor environment with excellent durability and insulation performance

Made from aluminum's inherent durability and structural performance, EWS 75 TT boasts excellent durability and thermal performance against natural disasters caused by global warming. EWS 75 TT is your answer to a window that provides a comfortable indoor environment with little deformation even after years of use.

DESIGN

Pushing the limits of slim windows

"The luxurious and modern material, and slim 2.87" face width, enables minimal and simple space designs. The thinner elevation width further expands the field of view, creating a beautiful exterior environment. The 180-degree opening and closing angle also enhance the usability of the indoor space.



TECHNICAL DATA

U-Value	U value = 0.25 [E366 / 13.0Arg / i89 - 24.65mm (5.7mm-5.7mm)]
Max. size (W x H / Panel)	47.2" * 94.4" (1200 X 2400mm)
Min. size (W x H / Panel)	18.89" * 20.39" (480 X 518mm)
Stile & Rail	2.87" (73mm)
Max. glass thickness	1 - 1.69" (24 - 43mm)

OPTIONS

Screen	Sliding screen	<input type="checkbox"/>
	Detachable screen	<input type="checkbox"/>
Installation	Nail fin (Add - on)	<input type="checkbox"/>
	Clip	<input type="checkbox"/>
	Screw	<input type="checkbox"/>
	Drip sill	<input type="checkbox"/>
Hardware	Corrosion resistant	<input type="checkbox"/>
	Security	<input type="checkbox"/>
	Heavy duty	<input type="checkbox"/>
	limiting stay	<input type="checkbox"/>



EWS 75 OW

The extreme slim aluminum outward window made with more than 30 years of accumulated technology

PERFORMANCE

Premium outward window with enhanced crime prevention performance and innovative insulation performance

EWS 75 OW's innovative insulation performance can be further upgraded with EAGON SUPER VACUUM GLASS.

Users' safety and security are enhanced with the multi-point lock.

DESIGN

The picturesque view enjoyed through the modern and slim aluminum window

EWS 75 OW realizes ultra-slim with an 3.26" face width. The additional window area afforded by the slim elevation can increase the amount of light in a narrow, dark place such as a staircase or bathroom. The modernity of aluminum and its luxurious feel enhance the dignity of the space.



TECHNICAL DATA

U-Value	U value = 0.30 [E366 / 13.0Arg / i89 - 24.65mm (5.7mm-5.7mm)]
Max. size (W x H / Panel)	Casement : 39.3" * 78.7" (1000 X 2000mm) Awning : 5.51" * 70.86" (1400 X 1800mm)
Min. size (W x H / Panel)	18.89" * 20.39" (480 X 518mm)
Stile & Rail	3.26" (83mm)
Max. glass thickness	1 - 1.69" (24 - 43mm)

OPTIONS

Screen	Sliding screen	<input type="checkbox"/>
	Detachable screen	<input type="checkbox"/>
Installation	Nail fin (Add - on)	<input type="checkbox"/>
	Clip	<input type="checkbox"/>
	Screw	<input type="checkbox"/>
	Drip sill	<input type="checkbox"/>
Hardware	Corrosion resistant	<input type="checkbox"/>
	Security	<input type="checkbox"/>
	Heavy duty	<input type="checkbox"/>
	limiting stay	<input type="checkbox"/>

FACADE SERIES

EWV 150

New concept window wall Capable of organizing and designing various elevations with minimal frames and ease of installation.

EAGON's new system wall proposal enables large-area space design previously available only with curtainwall. It is a new concept product that provides a more convenient space composition and ease of installation because it is possible to compose various elevations and combine products.





EWW 150

Window wall with various configurable windows and doors

PERFORMANCE

Thinner frame, easier installation

EWW 150 can be glazed using the traditional curtain wall glazing method, providing a more comfortable indoor environment by obtaining improved thermal performance compared to traditional curtain walls. Unlike curtainwall, EWW 150 can be shipped as finished products, saving installation costs and time.

DESIGN

Aesthetics of curtain walls achieved with thin and modern design

1.18" mullion and 0.78" transom afford maximum visibility. Additional glass areas enable space design and more natural light. It can be installed continuously in the horizontal direction such as a sliding lift (Lift & Sliding), Door, Turn & Tilt, Outward, etc.



TECHNICAL DATA

U-Value	U value = 0.24 [E366 / 13.0Arg / Clr - 24.65mm (5.7mm-5.7mm)]
Max. size (W x H / Panel)	Determined by site wind loads
Min. size (W x H / Panel)	25.59" * 25.59" (650 X 650mm)
Stile & Rail	1.87" (48mm)
Max. glass thickness	1 - 1.69" (24 - 43mm)

OPTIONS

Add on product	TT, Hopper	<input type="checkbox"/>
	Casement, Awning	<input type="checkbox"/>
	Swing door	<input type="checkbox"/>
	Sliding door	<input type="checkbox"/>
Extension bar	Interior	<input type="checkbox"/>
	Exterior	<input type="checkbox"/>
Frame depth	150mm (Basic)	<input type="checkbox"/>
	* Custom made	<input type="checkbox"/>

* Prior consultation is required with Eagon to determine the right size of profile and elevation in consideration of design wind load, region and project design requirement.

PASSIVE SERIES

ESS 250 LS EWS 95 TT EWS 95 OW

Innovation of Aluminum multi-function window, High insulation performance with luxury design.

This series of windows is a premium product line created with Eagon's innovative technology. The technology of 'double bridges insulation structure' made it possible to realize the heat transfer rate of 0.15 with a single window pane. In addition, the newly designed slimmer frame provides a wider view for its users.

The outstanding structural property and long-term durability of the aluminum material maximize the products' air/water tightness and the insulation performance level, thereby allowing the users to enjoy the distinct difference of premium windows.





ESS 250 LS

Premium LIFT-SLIDE door with outstanding performance of excellent thermal insulation as well as wind & water tightness

PERFORMANCE

The technology that enables warmer and safer home with a single leaf sash.


ESS 250 LS is the premium lift-slide door that will offer you the performance of double leaf sash door with just one leaf sash. With the technology of 'double bridges insulation structure' applied to ESS 250 LS, it boasts a thermal performance of 0.15 when combined with Eagon's Super VIG product. Its sliding rail is made of stainless steel, providing an effortless sliding movement.

The air-tight felt based gasket prevents the dust from entering inside. By applying high-performance felt, which combined only the strengths of mohair and gasket, it maintains high level of airtightness and durability.

DESIGN

Wider view through maximized slim fix-frame

ESS 250 LS has eliminated the bulkiness of the fixed vent frame by integrating the fixed glazing into the outer frame so that you may enjoy a maximized view from inside.



TECHNICAL DATA

U-Value	TBD
Max. size (W x H / Panel)	86.6" * 106.2" (2200 X 2700mm) 55.1" * 106.2" (1400 X 2700mm)
Min. size (W x H / Panel)	25.5" * 27.5" (650 X 700mm)
Stile & Rail	5.59" (142mm)
Max. glass thickness	-

OPTIONS

Screen	Sliding screen	<input type="checkbox"/>	
	Roll screen	<input type="checkbox"/>	
	Detachable screen	<input type="checkbox"/>	
	Safety screen	<input checked="" type="checkbox"/>	
Handle	Fine dust filtering screen	<input checked="" type="checkbox"/>	
	FSB handle	<input type="checkbox"/>	
	Hardware	Corrosion resistant	<input type="checkbox"/>
		Security	<input type="checkbox"/>
		Handle Damper	<input checked="" type="checkbox"/>
	Heavy duty	<input checked="" type="checkbox"/>	



EWS 95 TT

High-performance aluminum Turn & Tilt window combining slim-elevation design with extreme energy performance

PERFORMANCE

Improved space utilization with 180-degree opening and closing. Excellent thermal performance achieved through hybrid insulation frame design

The EWS 95 TT boasts of excellent durability and thermal performance. The window provides a comfortable indoor environment while offering exceptional longevity.

DESIGN

Capturing a wider landscape with a slimmer frame design.

The EWS 95 TT increases the glass area by minimizing the frame to create a more full landscape. The luxurious finish of the aluminum material lasts over time and keeps its beauty.



TECHNICAL DATA

U-Value	TBD
Max. size (W x H / Panel)	47.2" * 94.4" (1200 X 2400mm)
Min. size (W x H / Panel)	18.89" * 20.39" (480 X 518mm)
Stile & Rail	3.46" (88mm)
Max. glass thickness	1 - 1.69" (24 - 43mm)

OPTIONS

Screen	Sliding screen	<input type="checkbox"/>
	Detachable screen	<input type="checkbox"/>
Installation	Nail fin (Add - on)	<input type="checkbox"/>
	Clip	<input type="checkbox"/>
	Screw	<input type="checkbox"/>
Hardware	Drip sill	<input type="checkbox"/>
	Corrosion resistant	<input type="checkbox"/>
	Security	<input type="checkbox"/>
	Heavy duty limiting stay	<input type="checkbox"/>



EWS 95 OW

Unbeatable energy efficiency. Premium aluminum outward window with a slim design

PERFORMANCE

Hybrid insulation frame design for a more pleasant indoor environment

EWS 95 OW's hybrid insulation frame design achieves high insulation performance not possible with conventional outward windows. Equipped with EAGON VACUUM INSULATED GLASS, its thermal performance in cooling and warming nears Passive house requirements.

DESIGN

Capturing a wider landscape with a slimmer frame design.

EWS 95 OW questions the conventional belief that existing "outward windows are thick and dull." With a 12% reduction in frame, the increased glass area provides a broader landscape. Outward operation increases the utilization of the indoor space and can be fixed at any angle, improving usability.



TECHNICAL DATA

U-Value	TBD
Max. size (W x H / Panel)	Casement : 39.3" * 78.7" (1000 X 2000mm) Awning : 5.51" * 70.86" (1400 X 1800mm)
Min. size (W x H / Panel)	22.44" * 18.5" (570 X 470mm)
Stile & Rail	3.85" (98mm)
Max. glass thickness	1 - 1.69" (24 - 43mm)

OPTIONS

Screen	Sliding screen	<input type="checkbox"/>
	Detachable screen	<input type="checkbox"/>
Installation	Nail fin (Add - on)	<input type="checkbox"/>
	Clip	<input type="checkbox"/>
	Screw	<input type="checkbox"/>
	Drip sill	<input type="checkbox"/>
Hardware	Corrosion resistant	<input type="checkbox"/>
	Security	<input type="checkbox"/>
	Heavy duty	<input type="checkbox"/>
	limiting stay	<input type="checkbox"/>

OPTION

COLOR

Various color options available for the interior and exterior surfaces.

SOLID

SOLID

Duramar[□] Coatings
(2 -Coat System)



METALLIC

Duramar[□] XL Coatings

(3 -Coat System)



MICA

Duramar[□] F

(2 -Coat System)



MICA

Duramar[□] XLBC

(4 -Coat System)



* Prior consultation is required any additional color options

OPTION

HANDLE

EAGON's new handles have simple but organically connected straight and curved lines. They emanate a luxurious and sophisticated image in the space and are designed to provide unity to windows and space. Users will feel their distinct aesthetic stability, comfortable grip and optimal driving feeling.

DESIGN



S/L [Multi Sliding]

Concealed handle only



T/T [Tilt & Turn]

Handle with Rosette or Flush fitted options are available



Anti-Infection



O/W [Outward]

COLOR

S/L

- Matte Black (BK)
- Dark Bronze (BN)
- Satin Nickel PVD (33)

T/T & O/W

- Powder Coated (White)
- Stainless Steel (Silver)
- Natural Anodised (Silver)
- Blasted Anodised (Bronze)
- Blasted Anodised (Charcoal)
- Blasted Anodised (Black)




GLASS



SUPER VACUUM GLASS

SUPER VACUUM GLASS is made by forming a vacuum layer between two sheets of glass. Blocking sound, conduction, and heat transfer by convection, the vacuum layer is the ultimate solution in insulation.

Glass thickness | 10.3 / 27.3 mm
Glass U-Value (Ug) | 0.07 / 0.06



Triple pane glass

Triple glazing block cold or hot air from the outside. Low-E coating options also minimize heat loss in winter and solar radiation in the hot summer.

Glass thickness | 44 mm
Glass U-Value (Ug) | 0.13



Double pane glass

Various screen options are available to suit each installation location.

Glass thickness | 25 mm
Glass U-Value (Ug) | 0.21


Glass options for NFRC test

Manufacturer	Glass Thickness	Low-e coated lite	Glass Makes Up	Spacer
Cardinal	25mm IG	(2) (4)	E366 / arg90 / i89 (6mm/6mm) - 25mm IG	Cardinal Endur
	25mm IG	(2) (4)	E270 / arg90 / i89 (6mm/6mm) - 25mm IG	Cardinal Endur
	25mm IG	(2) (4)	E180 / arg90 / i89 (6mm/6mm) - 25mm IG	Cardinal Endur
	25mm IG	(2) (4)	E366 / air / i89 (6mm/6mm) - 25mm IG	Cardinal Endur
	25mm IG	(2)	SB70 / arg90 / clr (6mm/6mm) - 25mm IG	Technoform
	25mm IG	(2)	SB60 / arg90 / clr (6mm/6mm) - 25mm IG	Technoform
	25mm IG	(2) (4)	E270 / air / i89 (6mm/6mm) - 25mm IG	Cardinal Endur
	25mm IG	(2)	E366 / arg90 / clr (6mm/6mm) - 25mm IG	Cardinal Endur
	25mm IG	(2)	E272 / arg90 / clr (6mm/6mm) - 25mm IG	Cardinal Endur
	44mm IG	(2) (5)	E272 / air / clr / air / E180 (6mm/6mm/6mm) - 44mm IG	Cardinal Endur
44mm IG	(2) (6)	E366 / arg90 / clr / arg90 / i89 (6mm/6mm/6mm) - 44mm IG	Cardinal Endur	
Guardian	25mm IG	(2)	SNX 62/27 / arg90 / clr (6mm/6mm) - 25mm IG	Quanex super spacer premium S2
	25mm IG	(2)	SNX 62/27 / air / clr (6mm/6mm) - 25mm IG	Quanex super spacer premium S2
	25mm IG	(2)	SN68 / arg90 / clr (6mm/6mm) - 25mm IG	Quanex super spacer premium S2
	25mm IG	(2) (4)	SNX 62/27 / arg90 / IS20 (6mm/6mm) - 25mm IG	Quanex super spacer premium S2
	25mm IG	(2) (4)	SN68 / arg90 / IS20 (6mm/6mm) - 25mm IG	Quanex super spacer premium S2
	25mm IG	(2)	SNX51/23 / air / clr (6mm/6mm) - 25mm IG	Allmetal LPX
	25mm IG	(2)	SNX51/23 / arg90 / clr (6mm/6mm) - 25mm IG	Allmetal LPX
	25mm IG	(2) (4)	SNX51/23 / air / IS20 (6mm/6mm) - 25mm IG	Allmetal LPX
	25mm IG	(2) (4)	SNX51/23 / arg90 / IS20 (6mm/6mm) - 25mm IG	Allmetal LPX

OPTION


FUNCTION

Options considering various climate and topography increase the durability of EAGON products and guarantee users' safety.




Enhanced security performance

Option selection upgradable to German security class RC2



Corrosion-resistant hardware

Corrosion-resistant hardware options keep the window durable even on the coast.



Various screen options

Options suitable to each installation site.

* RC2: In accordance with DIN EN 1627
Attempting to invade using a small tool such as a screwdriver for 15 minutes or more

* German Corrosion Resistance test passed
[EN 1670 Corrosion Resistance]

-
- Sliding Screen [Premium, Basic]
 - Roll Screen
 - Detachable Screen
 - Security Screen
 - Fine dust filtering Screen

E-VIEW



EV 225 LS

Overcoming the limits of window design with composite material bonding technology.

In the architecture and space design realm, windows were fixed elements that were difficult to change the design. EAGON thought about the sustainable design value of the window and developed a design-replaceable window with choice and change of design, material, and color through the leading MET*1 technology. E-VIEW is designed to replace 9 kinds of design covers made of wood and color plate material inside the window by applying MET*1 technology while applying an aluminum material to the outer frame to complete a solid and luxurious architectural appearance. Reflecting the design concept of the space, EAGON achieved the sustainable design value of windows and doors through E-VIEW, an innovation that allows you to freely select and replace materials and colors of windows.

1) MET(Multi Element Technology)





EV 225 LS

Innovative design solution for personal preference

PERFORMANCE

Optimal insulation and sound insulation performance

E-VIEW and SUPER vacuum glass together produce potent performance. Ensuring energy efficiency that reaches up to 0.15. The combination can also reduce the external noise by about 40 dB lower than the existing triple-pane glass. To achieve this, EAGON developed a complex bulkhead system in the profile, blocking the flow of outside air to lower the thermal conductivity of the window and to maximize the insulation performance.

DESIGN

Smart connecting system

E-VIEW, with the first smart connector applied in Korea, is made of wood and color plates.

By attaching the material design cover to the aluminum connector, users can freely change the creative design and material. E-VIEW covers design to suit users' taste and space atmosphere. Replaceable at any time during use at a reasonable cost.



TECHNICAL DATA

U-Value	TBD
Max. size (W x H / Panel)	47.24" * 106.29" (1200 X 2700mm)
Min. size (W x H / Panel)	23.62" * 35.43" (600 X 900mm)
Stile & Rail	5.27" (134mm)
Max. glass thickness	-

OPTIONS

Screen	Sliding screen	<input type="checkbox"/>
	Roll screen	<input type="checkbox"/>
	Detachable screen	<input type="checkbox"/>
	Safety screen	<input checked="" type="checkbox"/>
	Fine dust filtering screen	<input checked="" type="checkbox"/>
	Handle	FSB handle
Hardware	Corrosion resistant	<input type="checkbox"/>
	Security	<input type="checkbox"/>
	Handle Damper	<input checked="" type="checkbox"/>
	Heavy duty	<input checked="" type="checkbox"/>


EV 225 LS

Innovative design solution for personal preference

DESIGN & MATERIAL


WOOD | Window with natural warmth

Wood options include oak, teak, and walnut wood, which exhibit natural beauty and add a touch of luxury to the window. To create a natural landscape-like picture, three types of cover design options: step, arc, and edge express comfortable and natural sensibility.



COLOR PLATE | Minimalist design and sensual color

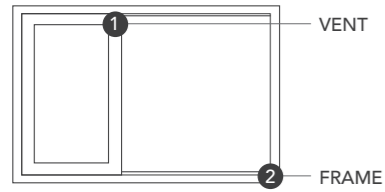
The color plate can create a modern and sensual space with a simple elevation design without bead lines. Plate A is a new material applied with anti-finger technology. It is resistant to contamination, allowing you to maintain a high-quality color with low saturation for a long time. Plate L creates a trendy design with sensuous colors and various textures.



OPTION

COLOR

E-VIEW allows users to personalize VENTS (operable panel and FRAMES] (window frame)s in a variety of materials and colors



WOOD - ALUMINUM

Vent

Wood



Natural Oak

Frame

Wood



Natural Oak


Aluminum



Camel Beige



Tropic Teak




Tropic Teak




Dark Brown



Statuary Bronze



Organic Walnut



Organic Walnut



Dark Brown



Statuary Bronze

COLOR PLATE A

Vent

Plate A



Modern Gray

ALUMINUM

Frame


Aluminum



White Gray



Melrot



Metallic Rose Bronze



Deep Indigo




Modern Black

COLOR PLATE L

Vent

Plate L



White Line


ALUMINUM

Frame

Aluminum



Brick Ivory



Ocean Line



Regal Blue



Modern Black



Metallic Silver



Metallic Silver

OPTION

HANDLE

E-VIEW handles are anodized to emphasize luxury and sophistication

DESIGN



CUBE Handle L/S [Lift Sliding]

Wood, Color Plate Standard handle



ARC Handle L/S [Lift Sliding]

Wood, Color Plate Standard handle

COLOR

CUBE Handle



White Silver Gold

ARC Handle



White Silver Black



Charcoal Black

Beautiful Eagon Window & Door all over the world

BITEXCO, Vietnam
Carlos Zapata



National Museum of Qatar, Qatar
Jean Nouvel



Jang Bogo Science Base, Antarctica
Lee Sang Rim



TELUS SKY, Canada
Bjarke Ingels



AMOREPACIFIC Yongsan Office, Korea
David Chipperfield



Incheon International Airport, Korea
Curtis Fentress



EAGON 

EAGON WINDOWS & DOORS Co., Ltd.

EAGON USA CORP.

14100 SE 36th St Suite 204 Bellevue, WA, 98006

T. +1-425-466-6412 F. +1-425-837-3591

E. sjyang@eagon.com

EAGON WINDOWS & DOORS CO., LTD

91, Yeomjeon-ro, Michuchol-gu, Incheon, 22107, Korea

